



Learn to Read the Quran: An Online Meetup for Beginners



Learning Goals

- Inverse Dammah in Action
- Introducing Maddah



Inverse Dammah

Inverse *Dammah* $\frac{ُ}{}$ is the equivalent of *Dammah*, *wao* and the *Jazm*. Example:- $\frac{ُ}{ه}$ is same as $\frac{ُ}{ه}$ *hoo*, $\frac{ُ}{ء}$ is same as $\frac{ُ}{ء}$ *oo*.

هُوَ + وَو + ءُؤ + ءُؤ

❧ **Mixed Exercise** ❧


لَهُ + أَمْرُهُ + دَاوُدَ + تَلُّونَ + أَلْوَانُهُ + أَنْزَلَهُ
كَلِمَتُهُ + سُبْحَانَهُ + مَوْءَدَةٌ + وَوَرِي + يَسْتَوُونَ







Introducing Maddah

The two signs,  or , are called, *Maddah*.

The pupil is asked to identify them, in the following:



When *Maddah*  or  is placed on any letter, the sound of that letter is prolonged. Example:-  is *hooo...*,  is *laaa...* etc.





Reading Exercise: Maddah

أَلَا + سَوَاءٌ + أَهْلَهُ + يَسْتَحْيِي + بِهَا أَوْ دَيْنٍ
يَأْدَمُ + لَهُ إِخْوَةٌ + لَيْسُوهُ + بَنِي إِسْرَائِيلَ
هَآئِنْتُمْ + يَا بَلِيْسُ + أَتَيْنَا آلَ + فِي أَوْلَادِكُمْ
وَرِثَهُ أَبْوَهُ + نِسَاءً + سِئِحْتِ + بَطَائِنُهَا



References

- Reading Set screenshot was taken from <https://files.alislam.cloud/pdf/Yassarnal-Quran-EN.pdf>
- Practice writing Arabic letters: <https://static1.squarespace.com/static/59e7f774ace864dafb7219e9/t/5f46bed25bbec03869a66248/1598471912881/Arabic+Writing+Workbook.pdf>
- Practice writing Arabic letters in combination: <https://www.iqragames.com/arabic-handwriting-practice/>